

Item description

According to EN 61984, pluggable connectors without current interrupting capacity shall not be mated and unmated when live or under load.

Data

Electrical data

Ratings per IEC/EN 60664-1

| | |
|---------------------------------|--------|
| Rated voltage (III / 3) | 500 V |
| Rated impulse voltage (III / 3) | 6 kV |
| Rated current | 13.5 A |

Approvals per UL 1059

| | |
|--------------------------------|-------|
| Rated voltage UL (Use Group B) | 300 V |
| Rated current UL (Use Group B) | 15 A |
| Rated voltage UL (Use Group C) | 300 V |
| Rated current UL (Use Group C) | 15 A |
| Rated voltage UL (Use Group D) | 300 V |
| Rated current UL (Use Group D) | 15 A |

Connection data

| | |
|-----------------------|---------------------------|
| Connection technology | Push-in CAGE CLAMP® |
| Actuation type | Open Tool Slot Push-in |



| | |
|--------------------------------------|---|
| Connectable conductor materials | Copper |
| Nominal cross section | 1 mm ² |
| Solid conductor | 0.14 ... 1.5 mm ² / 24 ... 16 AWG |
| Solid conductor, push-in termination | 0.5 ... 1.5 mm ² / 20 ... 16 AWG |
| Fine-stranded conductor | 0.14 ... 1.5 mm ² / 24 ... 16 AWG |
| Strip length | 9 ... 11 mm / 0.35 ... 0.43 inch |
| Note (conductor cross-section) | Depending on the conductor characteristic, a conductor with a smaller cross section can also be inserted via push-in termination. |
| No. of poles | 7 |
| Total number of connection points | 7 |
| Total number of potentials | 7 |
| Type of wiring | Front-entry wiring |

Geometrical Data

| | |
|--------------|----------------------|
| Width | 25.2 mm / 0.992 inch |
| Height | 40.5 mm / 1.594 inch |
| Depth | 22.4 mm / 0.882 inch |
| Module width | 3.5 mm / 0.138 inch |

Mechanical data

| | |
|---------------|--------------|
| Marking level | Side marking |
|---------------|--------------|

Plug connection

| | |
|------------------------------------|-------------------------|
| Contact type (pluggable connector) | Female connector/socket |
| Connector connection type | for conductors |

Material Data


| | |
|---------------------|----------------------|
| Color | gray, green-yellow |
| Insulating material | Polyamide 66 (PA 66) |
| Fire load | 0.29 MJ |
| Weight | 16.11 g |

Commercial data

| | |
|--------------------|-------------------|
| Product Group | 18 (X-COM-System) |
| Country of origin | DE |
| GTIN | 4050821026846 |
| Customs Tariff No. | 85366990990 |





Approvals / Certificates

Country specific Approvals


| Logo | Approval | Additional Approval Text | Certificate name |
|--|---------------------------------|--------------------------|------------------|
|  | CSA DEKRA Certification B.V. | C22.2 No. 158 | 2516073 |

Compatible products




Locking lever

| | | |
|--|---|----------|
|  | Item no.: 2022-141 Locking lever; can be snapped on 1-conductor female plugs; for 1-pole female plugs | 2022-141 |
|  | Item no.: 2022-142 Locking lever; can be snapped on 1-conductor female plugs; for 1-pole female plugs | 2022-142 |
|  | Item no.: 2022-151 Locking lever; can be snapped on 1-conductor female plugs; 2 poles and more | 2022-151 |
|  | Item no.: 2022-152 Locking lever; can be snapped on 1-conductor female plugs; 2 poles and more | 2022-152 |




Protective Warning Marker

| | | |
|--|--|----------|
|  | Item no.: 2000-115 Protective warning marker; with high-voltage symbol, black; for 5 terminal blocks | 2000-115 |
|--|--|----------|

















ferrule

| | | |
|---|--|---------|
|  | Item no.: 216-241 Ferrule; Sleeve for 0.5 mm ² / 20 AWG; insulated; electro-tin plated; electrolytic copper; gastight crimped; acc. to DIN 46228, Part 4/09.90 | 216-241 |
|  | Item no.: 216-242 Ferrule; Sleeve for 0.75 mm ² / 18 AWG; insulated; electro-tin plated; electrolytic copper; gastight crimped; acc. to DIN 46228, Part 4/09.90 | 216-242 |
|  | Item no.: 216-243 Ferrule; Sleeve for 1 mm ² / AWG 18; insulated; electro-tin plated; electrolytic copper; gastight crimped; acc. to DIN 46228, Part 4/09.90 | 216-243 |

tools

| | | |
|--|--|---------|
|  | Item no.: 210-647 Operating tool with partially insulated shaft; Blade (2.5 x 0.4) mm; short | 210-647 |
|  | Item no.: 210-648 Operating tool with partially insulated shaft; Blade (2.5 x 0.4) mm; short; angled | 210-648 |
|  | Item no.: 210-719 Operating tool with partially insulated shaft; Type 1, blade (2.5 x 0.4) mm | 210-719 |

Marking accessories

| | | |
|--|--|----------------------|
|  | Item no.: 2009-110 Marking strips; on reel; not stretchable; plain; snap-on type | 2009-110 |
|  | Item no.: 2009-113 WMB-Inline; for Smart Printer; on reel; plain; snap-on type | 2009-113 |
|  | Item no.: 2009-113/000-002 WMB-Inline; for Smart Printer; on reel; plain; snap-on type | 2009-113 /000-002 |
|  | Item no.: 2009-113/000-005 WMB-Inline; for Smart Printer; on reel; plain; snap-on type | 2009-113 /000-005 |
|  | Item no.: 2009-113/000-006 WMB-Inline; for Smart Printer; on reel; plain; snap-on type | 2009-113 /000-006 |
|  | Item no.: 2009-113/000-007 WMB-Inline; for Smart Printer; on reel; plain; snap-on type | 2009-113 /000-007 |
|  | Item no.: 2009-113/000-012 WMB-Inline; for Smart Printer; on reel; plain; snap-on type | 2009-113 /000-012 |
|  | Item no.: 2009-113/000-017 WMB-Inline; for Smart Printer; on reel; plain; snap-on type | 2009-113 /000-017 |
|  | Item no.: 2009-113/000-023 WMB-Inline; for Smart Printer; on reel; plain; snap-on type | 2009-113 /000-023 |
|  | Item no.: 2009-113/000-024 WMB-Inline; for Smart Printer; on reel; plain; snap-on type | 2009-113 /000-024 |
|  | Item no.: 210-831 Marking strips; on reel; 2.3 mm wide; plain; Self-adhesive | 210-831 |
|  | Item no.: 210-832 Marking strips; on reel; 3 mm wide; plain; Self-adhesive | 210-832 |
|  | Item no.: 210-833 Marking strips; on reel; 6 mm wide; plain; Self-adhesive | 210-833 |
|  | Item no.: 210-834 Marking strips; on reel; 5 mm wide; plain; Self-adhesive | 210-834 |
|  | Item no.: 793-3501 WMB marking card; as card; plain; snap-on type | 793-3501 |
| Strain relief plate | | |
|  | Item no.: 734-329 Strain relief plate | 734-329 |



Downloads

Documentation

Bid Text

| | | |
|------------------|-----------------|----------|
| 2020-107/000-036 | docx 15.5 kB | Download |
|------------------|-----------------|----------|

Additional Information

| | |
|---------------|----------|
| pdf 2.1 MB | Download |
|---------------|----------|

CAD/CAE - Smart Data

CAD data

| | | |
|------------------------------|-----|----------|
| 3D Download 2020-107/000-036 | URL | Download |
|------------------------------|-----|----------|

Product family

X-COM S-Mini

Show all products from the family

Subject to changes.
